Zacks Small-Cap Research

January 18, 2012
Jason Napodano, CFA
312-265-9421
jnapodano@zacks.com

scr.zacks.com
111 North Canal Street, Chicago, IL 60606

International Stem Cell Corp. (ISCO-OTC)

ISCO: Meeting With Management Sheds Light On 2012 Plans…

Current Recommendation	**Neutral**
Prior Recommendation	N/A
Date of Last Change	06/01/2011
Current Price (01/18/12)	$0.46
Target Price	**$1.00**

UPDATE

It has been a very difficult market for stem cell stocks over the past few months. Despite encouraging news from some of the industry leaders, the market remains skeptical of the commercial potential for stem cell therapeutics. This has never been more evident in the valuation for International Stem Cell Corp., a company with a unique platform and real commercial drivers through its the two subsidiary businesses, Lifeline Cell Technology and Lifeline Skin Care.

Unfortunately, until ISC can show the market its technology has real potential to develop and commercialize a therapeutic candidate, we expect continued skepticism. The stock is significantly under-valued in our view, as are most stem cell names, but a lack of meaningful catalyst will probably keep it that way. Our rating is 'Neutral' and our target is $1.

SUMMARY DATA

52-Week High	**$1.95**
52-Week Low	**$0.40**
One-Year Return (%)	**-76.32**
Beta	**0.00**
Average Daily Volume (sh)	**246,421**
Shares Outstanding (mil)	**80**
Market Capitalization ($mil)	**$36**
Short Interest Ratio (days)	**N/A**
Institutional Ownership (%)	**0**
Insider Ownership (%)	**44**
Annual Cash Dividend	**$0.00**
Dividend Yield (%)	**0.00**
5-Yr. Historical Growth Rates	
Sales (%)	**N/A**
Earnings Per Share (%)	**N/A**
Dividend (%)	**N/A**
P/E using TTM EPS	**N/A**
P/E using 2011 Estimate	**N/A**
P/E using 2012 Estimate	**N/A**

Risk Level	**Above Average**
Type of Stock	**Small-Growth**
Industry	**Med-Biomed/Gene**

ZACKS ESTIMATES

Revenue

(In millions of $)

	Q1 (Mar)	Q2 (Jun)	Q3 (Sep)	Q4 (Dec)	Year (Dec)
2010	0.3 A	0.4 A	0.3 A	0.5 A	1.6 A
2011	1.5 A	1.1 A	0.8 A	1.1 E	4.6 E
2012					6.9 E
2013					11.7 E

Earnings per Share

(EPS is operating earnings before non-recurring items)

	Q1 (Mar)	Q2 (Jun)	Q3 (Sep)	Q4 (Dec)	Year (Dec)
2010	-$0.20 A	$0.06 A	-$0.04 A	-$0.05 A	-$0.21 A
2011	-$0.02 A	-$0.03 A	-$0.03 A	-$0.04 E	-$0.12 E
2012					-$0.12 E
2013					-$0.09 E

© Copyright 2012, Zacks Investment Research. All Rights Reserved.

WHAT'S NEW

Financial Update

International Stem Cell Corp. (ISCO) exited the third quarter ended September 30, 2011 with $2.6 million in cash and cash equivalents. We estimate operating burn in the fourth quarter was around $2.0 million. During November, December, and on into January 2012, the company issued approximately one million shares of common stock in transactions to Aspire Capital Fund, LLC for a total consideration of $416,010. We estimate that ISC exited 2011 with roughly $1 million in cash and investments. We expect the company to seek additional capital in the coming months to continue to fund operations over the near-term.

INVESTMENT OVERVIEW

Stem Cell Backgrounder

Stem cells are a class of biological undifferentiated cells with the potential to divide and differentiate into diverse range of specialized cell types in the body, including additional stem cells. Stem cells have two important characteristics that distinguish them from other cells:

- Firstly, they are not specialized to do specific jobs. Instead, they are pluripotent and, under certain conditions, can be differentiated to assume the various functions needed in the body.
- Secondly, they can reproduce in large numbers while still remaining undifferentiated.

It is the combination of these two above characteristics that provide stem cells with their tremendous therapeutic promise for a wide range of degenerative diseases. Adult stem cells can be taken from a variety of sources, including umbilical cord blood, bone marrow, and adipose tissue. Embryonic cell lines and adult cells that have been reprogrammed into stem cells have been proposed as promising candidates for future therapies.

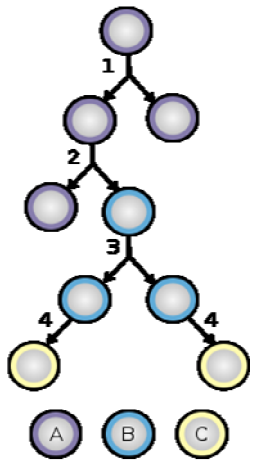

A = Stem cell
B = Progenitor Cell
C = Differentiated Cell

Stem cells can be artificially grown in the laboratory and transformed into specialized cell types with characteristics consistent with cells of various tissues and systems. There are several types of stem cells found naturally in the body.

These include, among others, hematopoietic stem cells that are found in bone marrow and give rise to all blood cell types, mammary stem cells that provide the source for growth of the mammary gland during puberty and gestation, endothelial stem cells which give rise to new blood vessels, and mesenchymal stem cells (MSCs) that may differentiate into a variety of tissues. MSCs have the potential to develop or differentiate into many cell types in the body. Lineage differentiation includes adipogenic (fat), cardiomyogenic (heart muscle), leiomygenic (smooth muscle), myogenic (skeletal muscle), chondrogenic (cartilage), osteogenic (bone), neurogenic (nerve), angiogenic (blood vessel), and hematopoietic (blood) cells.

Stem cells are also capable of secreting a large number of growth factors including: hepatocyte (HGF), placental (PGF), transforming factor-β (TGFβ), fibroblast (FGF), vascular endothelial (VEGF), and granulocyte / macrophage colony stimulating factors (GM-CSF). Analysis of these growth factors and proteins suggest a strong active role in neovascularization and angiogenesis (the growth of new vessels). The underlying hypothesis for using stem cells is that they have the potential to regrow or repair almost any type of damaged tissue found inside the body. This has enormous potential for applications in the medical community.

…All About Potency…

Potency specifies the differentiation potential (the potential to differentiate into different cell types) of the stem cell. There are a number of different cell potency types:

- Totipotent (also known as "omnipotent") stem cells can differentiate into embryonic and extra-embryonic cell types. Such cells can construct a complete, viable organism. These cells are produced from the fusion of an egg and sperm cell (zygote). The cells produced by the first few divisions of a zygote are totipotent.
- Pluripotent stem cells are the descendants of totipotent cells and can differentiate into nearly all cells, i.e. cells derived from any of the three germ layers.
- Multipotent stem cells can differentiate into a number of cells, but only of a closely related family of cells.
- Oligopotent stem cells can differentiate into only a few cells, such as lymphoid or myeloid stem cells.
- Unipotent cells can produce only one cell type, their own, but have the property of self-renewal which distinguishes them from non-stem cells (e.g. muscle stem cells).

…Adult vs. Embryonic…

In mammals, there are two broad types of stem cells: embryonic stem cells that are isolated from the inner cell mass of blastocysts (day 5 of fertilization), and adult stem cells that are found in various tissues such as bone marrow or adipose fat. Embryonic stem cells (eSCs) are pluripotent, but do require the use (destruction) of a fertilized egg that, under the right circumstances, has potential to develop into a human. This creates a significant ethical dilemma in the use of eSCs.

Adult stem cells (aSCs) are rare cells in an adult that have a limited ability to differentiate into cells with specific functions. While these stem cells do not require use or destruction of a fertilized egg or extensive manipulation of gene expression, they are hard to extract and generally proliferate poorly compared to eSCs. Still however, several companies are pursuing late-stage development programs using aSCs.

One type of stem cells created by scientists in an attempt to navigate the key issues holding back development of embryonic and adult stem cell therapeutics are induced pluripotent stem cells (iPSC). Induced pluripotent stem cells (iPSC) are differentiated adult somatic cells that are chemically or otherwise "reprogrammed" or forced back to earlier developmental stages. While creation of such cells does not involve the use or destruction of an embryo, it requires dramatic changes in gene expression that may have unknown biological impact and likely will be subject to substantial scrutiny by regulatory authorities before any approval for therapeutic use. Also, autologous induced pluripotent stem cells cannot be used for hereditary diseases therapy because of bearing the same genetic defects. The major concern with the potential clinical application of iPSCs is their propensity to form tumors.

ISC Technology – Human Parthenogenetic Stem Cells

International Stem Cell has developed human parthenogenetic stem cells (hpSC) as an alternative to the three aforementioned stem cell types. Management believes this new type of stem cell line has the best characteristics of each of the previous three classes of stem cells.

…No Ethical Issues…

Human parthenogenetic stem cells are derived from parthenogenetically activated human oocytes (eggs). Parthenogenesis is a form of asexual reproduction in which females produce eggs that develop without fertilization, in other words - without sperm. The process can occur naturally in some animals, such as amphibians or insects, but does not occur in humans. Parthenogenetically activated oocytes cannot become a living person. This eliminates a number of the ethical or religious objections to embryonic stem cell research. Additionally, there is no NIH or other government funding currently available for hpSC, so there is no risk of a federal funding ban.

The beginning of the process of parthenogenesis in oocytes can be induced by different electrical or chemical stimuli that simulate sperm penetration. Activated oocytes have the ability to develop into pluripotent parthenogenetic stem cells that can proliferate as embryonic and induced pluripotent stem cells.

…Fertilization vs. Parthenogenesis…

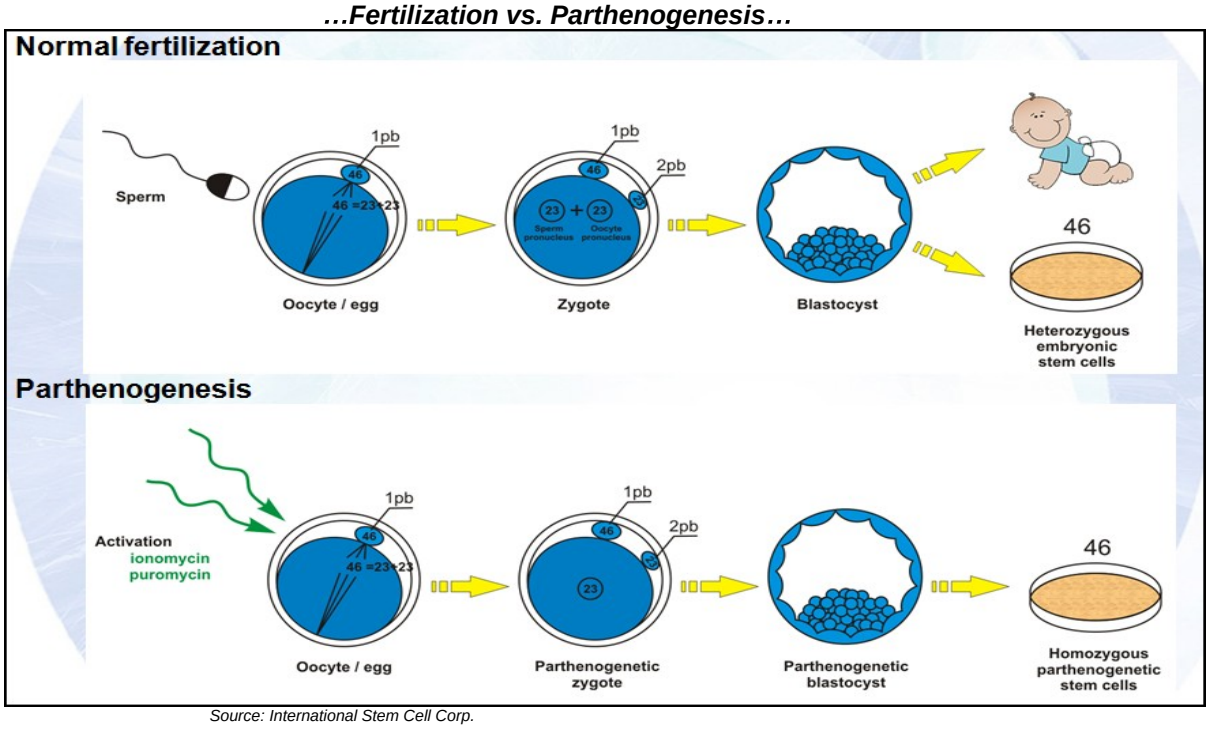

Source: International Stem Cell Corp.

…Limited Immune-Matching Issues…

Risk of rejection for stem cell therapeutics is proportional to the degree of difference between the immune system proteins present on the donated cells and the immune system proteins present on the cells of the recipient (the patient). Normally donor tissue is screened for these immune system proteins (antigens) in order to determine the degree of compatibility with the recipient. The human leukocyte antigen (HLA) system is the term used for antigens important for transplantation. Matching donor and recipient tissue for HLA antigens greatly increases the likelihood of transplant survival. Different activation techniques applied to human oocytes create two types of human parthenogenetic stem cell lines relative to the HLA antigens. These are:

- HLA heterozygous cell lines: Are exactly HLA-matched and totally compatible with the donors
- HLA homozygous cell lines: May be compatible with significant segments of the human population.

Parthenogenetic activation of human oocytes may be one way to produce compatible/HLA matched cells for cell-based therapy. The stem cells derived are genetically matched. Therefore, heterozygous parthenogenetic stem cells are a perfect solution for someone looking to bank their own cells because the therapeutic derived will be a perfect match. However, homozygous parthenogenetic stem cells are different because they have a simple genetic code. If the HLA antigens in a homozygous parthenogenetic stem cell are found commonly in the population, then these cells can be genetically matched to millions of potential recipients.

ISC has successfully derived and characterized 10 hpSC lines, including both HLA homozygous and HLA heterozygous lines. One of these lines homozygous parthenogenetic lines (hpSC-Hhom-4) carries the most common set of HLA antigens found across racial groups within the U.S. population. In fact, management estimates that this hpSC line alone will target 75 million people worldwide. ISC has the potential to target more of the population as new cell lines are commercialized. And since there is no forced change of gene expression patterns, hpSCs are not likely to face the same safety and regulatory hurdle as induced pluripotent stem cells (iPSCs).

…Highly Pluripotent Cell Lines…

ISC's has demonstrated that hpSCs can be successfully differentiated into functional cells with the same degree of differentiation and viability to embryonic stem cells. The company's *in vitro* data shows hpSC cell differentiation follows the same differentiation program that occurs in the course of normal organism development. HpSCs are highly pluripotent, making them a promising potential development platform for therapeutic products.

	hpSCs	Embryonic	iPS	Adult SCs
Ethics (Relative to destruction of viable human embryos)	No viable embryo	Destroys viable embryo	No embryo	No embryo
Immune matching and cell banking (practical source of cells)	Population groups & individuals (♀)	Impractical (each line is unique)	Matched to individual only	Matched to individual only
Pluripotency (Become cells from all parts of body)	Yes	Yes	Yes	No
Proliferation (Ease of expansion in culture)	Strong	Strong	Strong	Weak
Genetic Manipulation (Restructuring of gene expression patterns)	Minimal	Minimal	Substantial	Minimal
Application for diseases with genetic component	Superior	Superior	Deficient (carry damaged gene)	Deficient (carry damaged gene)

Source: International Stem Cell Corp.

Collaborative Business Model

ISC is taking a unique approach to advancing its pipeline and creating shareholder value. Their business model is focused on creating partnerships, collaborations, and joint ventures to push the pipeline forward, rather than engage in large-scale, expensive and risky, clinical trial programs. We believe that hpSC have a wide therapeutic application potential, but management at ISC understand that they are most likely not going to be able to fund multiple clinical programs in several therapeutic areas without going down the route of massive shareholder dilution. Instead, the company is looking to partner with academic and research institutions, both inside and outside the U.S., and concentrating on a narrow focus for their commercial efforts with hpSC. Key partners include:

- Novocell Inc of San Diego, California, for endocrine pancreas cells;
- University of California, San Francisco, California, for hepatocyte cells;
- University of California, Irvine, California, for retinal pigment epithelium;
- University of Wurzburg, Germany, for neuronal cells;
- The Scripps Research Institute, of La Jolla, California, for the characterization of human parthenogenetic stem cells.
- The Acacio Fertility Center.
- California Institute for Reproductive Medicine.

We note that besides forming collaborations, ISC has two subsidiaries, Lifeline Skin Care and Lifeline Cell Technology, each which contribute revenue to offset the costs of therapeutic research and reduce the need for outside capital. Lifeline Cell Technology, has established manufacturing and distribution partnerships with leading research product and biotechnology companies including American Type Culture Collection, Millipore, Invitrogen and Cell Systems Biotechnologie Vertrieb. Lifeline actively seeks partners with academic institutions, government agencies and the private sector in the field of human cell culture product development and distribution.

…U.S. Strategy…

In the U.S., ISC is working with academic institutions such as the University of California Irvine, and private laboratories such as Cedars-Sinai Medical Center, to advance their technology. Management's goal is to continue to expand their collaboration network with additional academic institutions in the coming quarters. We believe this is a wise move, because the hpSC platform is early-stage, and academic institutions are more likely to receive federal and stage research funding grants to advance in this area than ISC acting alone as a for-profit company.

We note that the California Institute for Reproductive Medicine has ear-marked $25 million in matching funds for Menlo Park-bsaed Geron Corp to help fund the first human trial of stem cell-based spinal cord therapy. However, Geron exited the stem cell business in December 2011. We expect that ISC may seek to submit grants and applications with its academic partners looking to secure some of these available funds.

With respect to universal stem cell banking, ISC has enrolled the first few patients into the company's UniStemCell Bank program to establish a bank of clinical-grade human parthenogenetic stem cells (hpSCs). The goal here is to find additional donors and establish a hpSCs bank, capable of being immune-matched to millions of patients, that physicians can use when patients require a stem cell therapy for an approved application. As of January 2012, the company has screen nearly a dozen potential donors for inclusion in the program.

…India / China Opportunity…

The company is actively in negotiations for collaborative partnerships in India and China. These include talking with academic and research labs in these parts of the world, looking to strike symbiotic strategy relationships where ISC obtains entry into the market, as well as use of high quality research facilities and funding, in return for licensing their technology. We see both India and China as significant market opportunities for stem cells. Programs in these countries are often cheaper, shorter, and present a more near-term opportunity than the U.S. or EU.

ISC's Therapeutic Pipeline

Given the company's prudent business model and limited funding, ISC has decided to focus on creating prioritized therapeutic areas where management believes its technology can show a meaningful improvement in the treatment paradigm. This includes the creation of therapeutic cells for use in proven areas where cell therapy has shown to be efficacious, but limited supply of cells has inhibited use. ISC has developed the platform and is partnering with other organizations to develop the therapeutic applications that can be derived from the platform. These areas include retinal degeneration, diabetes, liver diseases, neurodegenerative diseases, and spinal traumas and other related central nervous system injuries. The company is utilizing its significant manufacturing experience to build the additional capacity and new facilities suitable for producing cells to meet or exceed all relevant FDA and HHS regulations for these key areas.

…Cornea Transplant…



ISC has development laboratory-grown "cornea-like tissue" that can mimic the human cornea. These corneal-like structures grow to clear, hollow spheres containing cells and three-dimensional structure similar to those found in normal human corneal tissue. Portions or all of these structures may be suitable for cornea transplantation in humans. There are approximately 10 million corneally blind people in the U.S., many of which are candidates for corneal transplant. There are an estimated 50,000 corneal transplant surgeries each year in the U.S. The corneas are taken from human cadavers. Europe breaks down in similar fashion, with human cadaver corneal transplant as the standard of care.

ISC is not looking to compete with or replace corneal transplant from human cadavers in the U.S. The market is too well established and rejection rates are already low. Instead, the opportunity exists in areas of the world where corneal transplant from human cadavers does not occur. These areas include India and China, where for various reasons, including lack of adequate medical facilities, inability to harvest corneas from cadavers in adequate time, and cultural or spiritual limitations, human cadaver corneas are not commonly used. ISC is currently doing form and function testing on its cornea-like tissue. The company is also standardizing the procedure for which the tissue is transplanted in animal studies.

In October 2010, ISC formed an Indian affiliate, ISCO India, along with partner Insight Bioventures India Private Ltd. (IBVI). The goal of the joint-venture between ISC and IBVI is to facilitate the development of the company's corneal-like tissue, to be called CytoCor, and retinal cells, CytoRet, for the treatment of blindness and severe vision impairments throughout Asia. Between India and China, we estimate there are 2.5 million corneally blind people that are potential candidates for corneal transplant. A corneal transplant in the U.S. is approximately $3,000 per eye. ISC's CytoCor has the potential to greatly improve access to corneal transplant through lower cost and overcoming several culture or logistical hurdles in Asia.

ISC is also testing two additional applications for its corneal-like tissue. Corneal epithelial cells can be applied to a contact lens for the purpose of accelerating corneal healing when the cornea has been damaged due to injury or infection. The concept is almost like a Band-Aid for the eye, with the contact lens holding the corneal-tissue in place until it can successful be incorporated in the eye. We also see the possibility to test cosmetics, perfumes, eye drops, pesticides, herbicides, and potentially other harsh chemicals on these structures in an attempt to reduce or even eliminate live animal testing.

…Retinal Pigment Epithelium (RPE)…

ISC has developed RPE cells from its parthenogenetic stem cells. These cells have potential to treat age-related macular degeneration (AMD), one of the leading causes of blindness. According to a 2004 study on *Blindness and Blinding Diseases in the US* published by the University of Washington, approximately 13 million Americans have signs of AMD, over 10 million suffer visual loss and over 200,000 are legally blind from the disease. The occurrence of AMD increases with age. In China, close to 20 million people suffer from AMD and 1.8 million from RPE.

Retinal cell transplantation has been shown to benefit patients and has the potential to become one of the first successful medical uses of ISC's cells therapy. ISC, in collaboration with the University of California at Irvine, is currently testing RPE in animals for functionality in their ability to treat AMD. ISC's goal is to help facilitate UC Irvine or another corporate or academic partner to enter human clinical testing in 2012.

…Liver Disease…

ISC has successfully produced liver cells (called "hepatocyte-like cells") from its parthenogenetic stem cells that may have application in treating human liver diseases. These cells have been shown to engraft and grow into animal livers, a first important step towards clinical testing. ISC is working with scientists and liver transplant surgeons at Cedars Siani Hospital on this exciting project. Animal studies are ongoing. The collaboration is currently focusing on animal testing with a goal of entering the clinic in 2012.

In June 2011, the company announced it had discovered a novel, patent-pending technology to produce unlimited numbers of liver cells (hepatocytes) that are free of contamination from potentially dangerous undifferentiated cells. The starting materials for the production are pluripotent stem cells, either ISC's proprietary human parthenogenetic stem cells (hpSCs) or human embryonic stem cells (hESCs), with the final product requiring no additional purification steps or long differentiation protocols. Instead, the method uses a differentiation device that incorporates a three-dimensional extracellular matrix, combined with a porous membrane where undifferentiated cells are migrated through the membrane matrix via differentiation-directed proteins. ISC believes the process is universal, and can be tailored to isolate other cell types, such as pancreatic or heart cells. ISC published the technology in an article called, "Derivation of High-Purity Definitive Endoderm from Human Parthenogenetic Stem Cells using an in vitro Analog of the Primitive Streak" online and in *Cell Transplantation, the Regenerative Medicine Journal*.

Chronic liver disease, including hepatitis B and C, is a major cause of mortality around the world. HCV and HBV represent approximately 75% of all cases of liver disease around the world. Globally, there are an estimated 200 million individuals infected with Hep-C, with 3-5 million cases noted in the U.S. It's an estimated $100 billion burden on the U.S. healthcare market. Hepatocyte transplantation has been used successfully to treat patients with acute or chronic liver disease and in patients with genetic defects that lead to liver disease.

Hepatocyte transplantation involves supplementing a patient's liver function by injecting a suspension of hepatocytes obtained from donated livers that are not used for whole organ transplantation. Unfortunately, as with retinal cells and islets, hepatocytes can be subject to immune rejection and the demand for hepatocytes far exceeds the number of cells available. ISC's scientists are developing their own differentiation protocol based of existing technologies.

…Diabetes…

Diabetes is another potential area where ISC's hepatocyte-like cells may show therapeutic utility. Diabetes is the inability to produce, regulate or use insulin. The disease is a major health care problem worldwide. In the U.S., approximately 25 million people, around 8% of the population, has diabetes. However, according to the NIH and diabetes.org, an astonishing 80 million Americans are "pre-diabetic" and are at high risk of developing diabetes in their lifetime. It is a $200+ billion burden on the U.S. healthcare system.

Islet transplantation has been shown to relieve the suffering caused by diabetes and the serious side effects caused by current insulin therapy. Islet transplantation has been used in more than seventy people with poorly controlled diabetes and has improved the condition of nearly all those studied. However the therapy is severely hampered by a lack of sufficient islets and by the complications caused by immune rejection. Scientists at ISC, aided by a collaboration with Novocell, the word leader in derivation islet cells from stem cells, are developing methods to produce islet cells from hpSC. ISC is implementing existing technologies in a unique way to develop efficient protocols differentiate hpSC into cells to treat diabetes.

…Neurodegenerative Diseases…

ISC scientists have successfully derived neural stem cells (NSC) that may be valuable for the treatment of neurodegenerative diseases such as Alzheimer's disease, Parkinson's disease, and Lou Gehrig's disease (amyotrophic lateral sclerosis). Alzheimer's and Parkinson's affect 5.5 million and 1.5 million American's. ALS affects another 30,000. These are clearly large unmet medical needs.

Animal studies have already convincingly shown the possibility that NSC could provide a useful treatment for Parkinson's disease. ISC is preparing to begin animal studies to confirm and advance development in this area. Earlier in the year, management started a series of preclinical animal studies of neuronal cells derived from hpSCs. The studies are designed to evaluate the in vivo safety and tumorigenicity of neuronal cells as well as their ability to develop into functioning dopaminergic neuron-like cells to treat Parkinson's disease. The company successfully completed the first series of preclinical animal testing from these studies in October 2011. These initial experiments, demonstrating that the derived neuronal cells were able to survive in mice brains without giving rise to tumors, represent a key milestone towards possible therapeutic applications including treating Parkinson's disease. In these transplantation mouse models, inoculated cells were capable of engrafting and surviving in specific niches within the liver, and were further developing into cells with essential hepatocyte-like features.

Lifeline Cell Technology

Lifeline Cell Technology (LCT) is a wholly-owned subsidiary of International Stem Cell Corporation (ISC). Lifeline develops, manufactures, and markets high-quality, purified human primary cells, stem cells, and optimized media and reagents for sale to pharmaceutical, academic and government laboratories. Lifeline's products are distributed in the U.S., Europe, and Asia. In the U.S., Lifeline employs an internal sales force and direct sales model with. The company partners with OEM arrangements with American Type Culture Collection (ATCC), Millipore, and Life Technologies for additional International distribution to supplement the company's own distribution.



ISC management has extensive experience in the human cell culture market, including research and development, manufacturing, quality control, marketing and sales of human cell culture products. The company is building out its product portfolio, which currently includes over 130 products such as growth factors, media, and human cells, all cGMP with significant capacity. The company's human cell culture products consist of frozen human cells and optimized media. Lifeline's products include human cells from the skin, cardiovascular system (including smooth muscle) and specific organs including kidney, prostate and lungs. The company also provides skin models for toxicity testing. Serum-free, low-serum or animal-free cell systems are available that eliminate the need for scientists to create their own media or try to adapt "off the shelf" products to match the nutritional needs of specific cell types.

LCT also develops and manufactures custom cells and media, under strict quality control with a high level of consistency and standardization. For example, the company is collaborating with Absorption Systems of Exton, PA on a human corneal tissue product that shows excellent correlation between the rates at which drugs pass through rabbit corneal tissue compared with ISC's human corneal tissue derived from parthenogenetic stem cells. This product has potential therapeutic use for the over 10 million people who suffer blindness due to corneal opacification from disease or trauma and for use in the eye safety and drug toxicity testing markets.

Sales were $1.6 million in 2010, up 40%. Sales in the third quarter 2011 were $0.5 million, up 38% year-over-year. Sales in the first nine months of 2011 have totaled $1.5 million, up 35% year-over-year. Key products include:

- DermaLife: Human skin cells for the study of skin disease, toxicology, or wound healing.
- VascuLife: Human skin cells from the heart and blood vessels used by researchers to study cardiovascular disease and cancer.
- A line of neural stem cells and reagents, including a product with the ability to produce neurons that can survive in low-oxygen and low glucose conditions for the study and treatment of stroke.
- Adult stem cells (mesenchymal stem cells) and the reagents necessary to differentiate them into various tissues, including bone, cartilage and fat. These products are valuable for researchers in the emerging field of regenerative medicine.
- ProstaLife: Human prostate cells and specialized medium to study prostate disease including cancer.
- RenaLife: Human renal and bladder cells and associated media to study renal and bladder diseases.
- OccuLife: Human corneal cells and associated media for the study of corneal disease and as a model of toxicology for consumer product testing.
- An assortment of many other cell culture reagents and supplements for the growth, staining and freezing of human cells.

The goal is to get the company's products in use for early-stage research and discovery programs at pharmaceutical and biotechnology companies. Once regulatory product submissions are made to the FDA and similar authorities, the media and reagents used during development cannot be changed easily after approval. So if Lifeline can get its products in early, the opportunity exists to see significant scale up for commercialization activities at its customer. Once a specific component or reagent is used for development and commercialization of a pharmaceutical product, it becomes difficult to change source or supply without getting the FDA involved. In simplest terms, once the recipe is approved, the FDA does not like to see it changed. LCT makes the ingredients that other companies are using for their recipe. Such is the case with Lifeline's Fibrolife media, which CytoGraft (Novato, CA) is using as part of the process of creating their tissue engineered vascular grafts. It's a potential billion dollar opportunity. CytoGraft is currently entering phase 3 clinical trials. If successful, this application could open a therapeutic market for LCT's products.

Lifeline Skin Care

Lifeline Skin Care (LSC) is another wholly owned subsidiary of ISC. LSC develops and manufactures high-end cosmetic products designed specifically to help individuals improve the look and feel of their skin by combining the latest discoveries in the fields of stem cell biology, nanotechnology, and skin cream formulation technology. The company currently markets two core products:

Recovery Night Moisture Serum



Retail Price: $190 / bottle.

Defensive Day Moisture Serum SPF-15



Retail Price: $160 / bottle

These anti-aging products were developed by ISC in collaboration with internationally recognized cosmetics experts. Both products, the Recovery Night Serum and the Defensive Day Serum, use ISC's patented parthenogenetic stem cell extract which, in combination with vitamin complexes, provides major rejuvenating effects, including improvement in skin tone and elasticity, and improvement in the appearance of fine lines and wrinkles. These effects have been substantiated by clinical studies performed at industry-leading independent testing organizations.

The Night Serum provides a number of important factors that help defend against damaging free radicals and promote firmer, smoother, younger and healthier-looking skin. The Day Serum targets collagen and fibroblasts, leaving skin feeling smoother and looking more radiant. The Day Serum also includes a Sun Protection Factor (SPF 15) and can be worn daily under makeup to help prevent sun damage. LSC is planning to launch more advanced skin care products in the coming months.

…Impressive Results…



LSC sells these products online at www.lifelineskincare.com and through select luxury spas and dermatologists offices in the U.S. A combination Night / Day pack retails online for $340. Management is focusing its marketing on direct-to-consumer channels to highly targeted audiences with traditional print and media promotions. LSC utilizes a direct response marketing approach through the use of a newsletter written by John Mauldin. LSC and John Mauldin did a preliminary launch in December 2010 resulting in the sale of over 7,000 bottles. Sales in the first quarter 2011 were $1.1 million. We are impressed with the initial sales figures for Lifeline Skin Care. This was above management's expectations, and actually limited by the initial launch supply. The initial newsletter written by John Mauldin targeted about 350,000 people. Mr. Mauldin covers all the costs, including advertising and promotion, or the newsletter. The economics work out to around 60% of sales to ISC. The response rate of 2% is impressive, as most direct mail campaigns like this struggle to achieve even 1% response.

Sales in the second quarter were only $0.5 million, limited by supply constraints. Management pulled back on new customer promotion in the quarter, instead looking to just satisfy re-order demand from chose patients looking to continue to use the product from the initial launch in the first quarter. Sales in the third quarter continued the limited focus, coming in at only $0.4 million. Management has been working diligently to increase supply, and LSC and John Mauldin are expecting to launch another direct mail campaign targeting around 1,000,000 new customers in the coming months.

We think current supply is now around 10,000 units per month, but can be scaled to meet demand in 2012. In the future, we expect management to expand the distribution channels to plastic surgeons, and into more dermatology clinics and spas. If successful, management will need to expand the supply to 20,000 units per month. We think, in time, Lifeline Skin Care can achieve sales over $10 million if the distribution channel is expanded and the company steps-up active promotion of the product. Revenues generated by LSC help to fund and to support ISC's internal therapeutic development efforts.

Earlier in November 2011, ISC announced two new international marketing initiatives with Lifeline Skin Care:

- The first is the successful conclusion of an agreement in principle to distribute its Lifeline Skin Care product line in the United Arab Emirates via a strategic relationship with noted facial plastic surgeon, Dr. Gregory S. Keller MD of Los Angeles and Santa Barbara, CA. The UAE represents an attractive market of some 4.3 million people, of which nearly 75% are expatriates. This cosmopolitan market is one of the most urbanized nations in the world with about 88% of its population living in cities. It has one of the highest per capita incomes in the world and an annual GDP growth rate at 8.8%.

- The second is the engagement of Dr. K. McIsaac who will distribute Lifelines products in Australia and New Zealand under Lifelines own brand name. These agreements mark the first time that Lifeline Skin Care has distributed its products overseas. Previously, Lifeline Skin Care products were sold in the U.S. only through the Company's website at www.lifelineskincare.com. In choosing Dr. McIsaac and his marketing team, ISC believes it will be able to rapidly grow sales and better serve the Australia and New Zealand markets. Dr. McIsaac brings a wealth of experience in direct to consumer sales and marketing. Together these agreements are a key part of the strategy to internationalize the Lifeline Skin Care brand.

PROJECTED FINANCIALS

International Stem Cell Corp.
Income Statement

Intl. Stem Cell Corp.	2009 A	2010 E	Q1 A	Q2 A	Q3 A	Q4 E	2011 E	2012 E	2013 E	2014 E
Lifeline Cell Technology	**$1.1**	**$1.6**	**$0.4**	**$0.6**	**$0.5**	**$0.5**	**$1.9**	**$2.4**	**$3.2**	**$4.5**
YOY Growth	-	*39.8%*	*39.8%*	*32.5%*	*38.6%*	*-1.1%*	*24.3%*	*23.1%*	*33.3%*	*40.6%*
Lifeline Skin Care	**$0**	**$0**	**$1.1**	**$0.5**	**$0.4**	**$0.6**	**$2.6**	**$4.5**	**$8.5**	**$12.5**
YOY Growth	-	-	-	-	-	-	-	*71.6%*	*88.9%*	*47.1%*
hpSC Royalties & Licensing	**$0**	**$0**	**$0**	**$0**	**$0**	**$0**	**$0**	**$0**	**$0**	**$0**
YOY Growth	-	-	-	-	-	-	-	-	-	-
Total Revenues	**$1.1**	**$1.6**	**$1.5**	**$1.1**	**$0.8**	**$1.1**	**$4.6**	**$6.9**	**$11.7**	**$17.0**
YOY Growth	-	*39.8%*	*455.7%*	*152.6%*	*141.3%*	*117.5%*	*100.0%*	*50.9%*	*69.6%*	*45.3%*
CoGS	$0.8	$0.7	$0.4	$0.4	$0.4	$0.4	$1.6	$2.2	$3.4	$4.5
Product Gross Margin	*29.6%*	*53.8%*	*71.7%*	*67.5%*	*57.2%*	*63.6%*	*66.1%*	*68.1%*	*70.9%*	*73.5%*
R&D	$2.2	$3.4	$1.0	$1.1	$1.1	$1.2	$4.5	$4.6	$5.0	$5.5
% R&D	*193.0%*	*215.1%*	-	-	-	-	*97.6%*	*66.7%*	*42.7%*	*32.4%*
SG&A	$5.4	$7.9	$2.4	$2.5	$2.5	$2.4	$9.8	$10.2	$11.0	$12.0
% SG&A	*478.4%*	*505.7%*	-	-	-	-	*213.3%*	*147.8%*	*94.0%*	*70.6%*
Operating Income	($7.2)	($10.5)	($2.3)	($2.9)	($3.1)	($2.9)	($11.2)	($10.1)	($7.7)	($5.0)
Operating Margin	*0%*	*0.0%*	-	-	-	-	*-244.9%*	*-146.4%*	*-65.8%*	*-29.4%*
Total Other Income	($1.3)	($2.3)	$0.9	$0.5	$0.6	$0.1	$2.0	$0.4	$0.3	$0.3
Pre-Tax Income	($8.5)	($12.7)	($1.4)	($2.4)	($2.6)	($2.8)	($9.2)	($9.7)	($7.4)	($4.7)
Taxes & Other	$0	$0	$0	$0	$0	$0	$0	$0	$0.0	$0.0
Tax Rate	*0%*	*0%*	*0%*	*0%*	*0%*	*0%*	*0%*	*0%*	*0%*	*0%*
Divs. Of Preferred	$4.4	$1.6	$0.1	$0.1	$0.1	$0.1	$0.4	$0.4	$0.5	$0.5
Net Income	($12.9)	($14.3)	($1.5)	($2.5)	($2.7)	($2.9)	($9.6)	($10.1)	($7.9)	($5.2)
Net Margin	*0%*	*0.0%*	-	-	-	-	*-210.3%*	*-146.4%*	*-67.5%*	*-30.6%*
Reported EPS	**($0.28)**	**($0.21)**	**($0.02)**	**($0.03)**	**($0.03)**	**($0.04)**	**($0.12)**	**($0.12)**	**($0.09)**	**($0.05)**
YOY Growth	-	-	-	-	-	-	-	-	-	-
Shares Outstanding	46.4	68.8	75.3	76.3	77.8	80.0	77.4	84.0	90.0	100.0

Source: Zacks Investment Research, Inc. *Jason Napodano, CFA*

© Copyright 2012, Zacks Investment Research. All Rights Reserved.

HISTORICAL ZACKS RECOMMENDATIONS

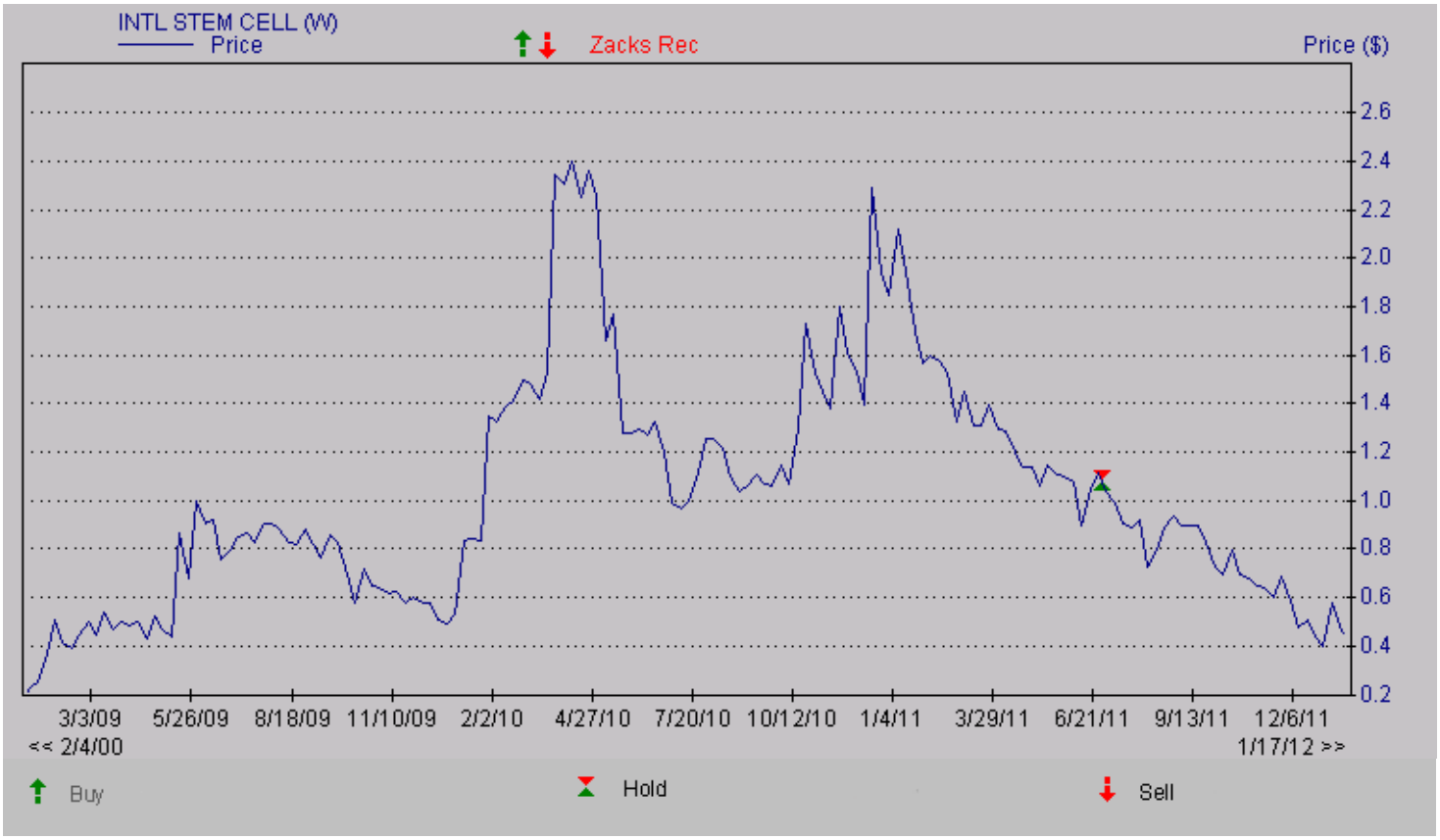

DISCLOSURES

The following disclosures relate to relationships between Zacks Investment Research ("ZIR") and Zacks Small-Cap Research ("Zacks SCR") and the issuers covered by the Zacks SCR analysts in the Small-Cap Universe.

ZIR or Zacks SCR Analysts do not hold or trade securities in the issuers which they cover. Each analyst has full discretion on the rating and price target based on their own due diligence. Analysts are paid in part based on the overall profitability of Zacks SCR. Such profitability is derived from a variety of sources and includes payments received from issuers of securities covered by Zacks SCR for non-investment banking services. No part of analyst compensation was, is or will be, directly or indirectly, related to the specific recommendations or views expressed in any report or blog.

ZIR and Zacks SCR do not make a market in any security nor do they act as dealers in securities. Zacks SCR has never received compensation for investment banking services on the small-cap universe. Zacks SCR does not expect received compensation for investment banking services on the small-cap universe. Zacks SCR has received compensation for non-investment banking services on the small-cap universe, and expects to receive additional compensation for non-investment banking services on the small-cap universe, paid by issuers of securities covered by Zacks SCR. Non-investment banking services include investor relations services and software, financial database analysis, advertising services, brokerage services, advisory services, investment research, and investment management.

Additional information is available upon request. Zacks SCR reports are based on data obtained from sources we believe to be reliable, but is not guaranteed as to accuracy and does not purport to be complete. Because of individual objectives, the report should not be construed as advice designed to meet the particular investment needs of any investor. Any opinions expressed by Zacks SCR Analysts are subject to change. Reports are not to be construed as an offer or the solicitation of an offer to buy or sell the securities herein mentioned. Zacks SCR uses the following rating system for the securities it covers. Buy/Outperform: The analyst expects that the subject company will outperform the broader U.S. equity market over the next one to two quarters. Hold/Neutral: The analyst expects that the company will perform in line with the broader U.S. equity market over the next one to two quarters. Sell/Underperform: The analyst expects the company will underperform the broader U.S. Equity market over the next one to two quarters.

The current distribution of Zacks Ratings is as follows on the 1052 companies covered: Buy/Outperform- 16.3%, Hold/Neutral- 76.1%, Sell/Underperform – 5.9%. Data is as of midnight on the business day immediately prior to this publication.

© Copyright 2012, Zacks Investment Research. All Rights Reserved.